

Configuration Scheme (Order Attachment)

Floor-type cabinet and rack-mounting
for Fire Alarm Control Panel FlexES Control
Material: FLEXES-RACK

ESSER
by Honeywell

Customer Data

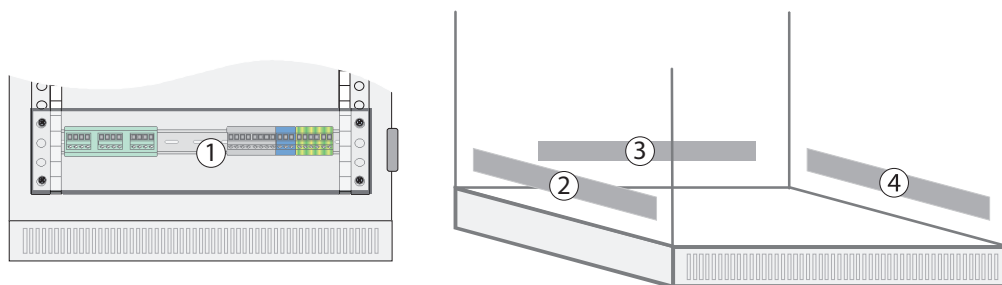
Property / Commission _____
Customer Number _____
Installer _____
Order Date _____
Designated delivery date _____



A separate order is required for each configuration, so that an order confirmation (OA No.) can be issued in order to guarantee the proof of CE conformity!

Terminal-Installation

Please choose a desired installation space of the terminals in the bottom of the floor-type cabinet.



Installation space:

FACP types

FACP 1

FACP 2

Floor-type cabinet

Type

Service drawer

essernet terminal

Configuration

Please select a configuration on the following pages.
The following options are approved by the manufacturer
and may not be changed. Variations in structure lead
to the loss of CE approval.

Selected Configuration:

Configuration Scheme (Order Attachment)

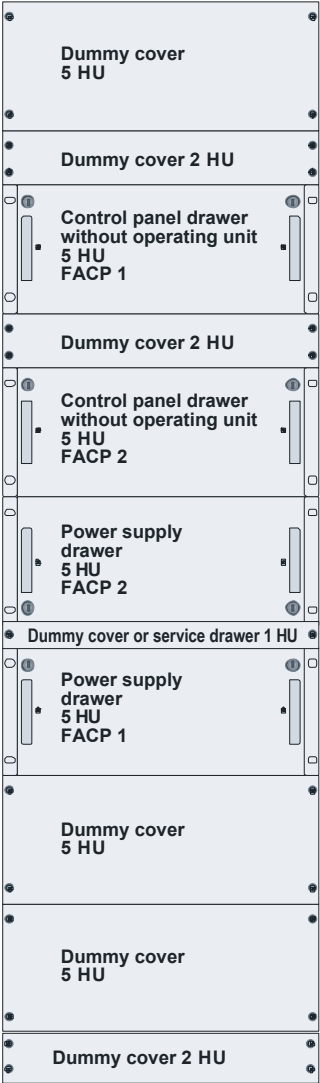
Floor-type cabinet and rack-mounting
for Fire Alarm Control Panel FlexES Control
Material: FLEXES-RACK

Configuration 1	Configuration 2	Configuration 3	Configuration 4	Configuration 5	Configuration 6
<div>Dummy cover 5 HU</div> <div>Control panel drawer with operating unit incl. lettering set 7 HU</div> <div>Dummy cover 2 HU</div> <div>Power supply drawer 5 HU</div> <div>Dummy cover 5 HU</div> <div>Dummy cover or service drawer 1 HU</div> <div>Dummy cover 5 HU</div> <div>Dummy cover 5 HU</div> <div>Dummy cover 5 HU</div> <div>Dummy cover 2 HU</div>	<div>Dummy cover 5 HU</div> <div>Control panel drawer with operating unit incl. lettering set 7 HU</div> <div>Dummy cover 2 HU</div> <div>Power supply drawer 5 HU</div> <div>Power supply drawer 5 HU</div> <div>Dummy cover or service drawer 1 HU</div> <div>Dummy cover 5 HU</div> <div>Dummy cover 5 HU</div> <div>Dummy cover 5 HU</div> <div>Dummy cover 2 HU</div>	<div>Dummy cover 5 HU</div> <div>Control panel drawer with operating unit incl. lettering set 7 HU</div> <div>Dummy cover 2 HU</div> <div>Power supply drawer 5 HU</div> <div>Power supply drawer 5 HU</div> <div>Dummy cover or service drawer 1 HU</div> <div>Power supply drawer 5 HU</div> <div>Dummy cover 5 HU</div> <div>Dummy cover 5 HU</div> <div>Dummy cover 2 HU</div>	<div>Dummy cover 5 HU</div> <div>Dummy cover 2 HU</div> <div>Control panel drawer without operating unit 5 HU</div> <div>Dummy cover 2 HU</div> <div>Power supply drawer 5 HU</div> <div>Dummy cover 5 HU</div> <div>Dummy cover or service drawer 1 HU</div> <div>Dummy cover 5 HU</div> <div>Dummy cover 5 HU</div> <div>Dummy cover 5 HU</div> <div>Dummy cover 2 HU</div>	<div>Dummy cover 5 HU</div> <div>Dummy cover 2 HU</div> <div>Control panel drawer without operating unit 5 HU</div> <div>Dummy cover 2 HU</div> <div>Power supply drawer 5 HU</div> <div>Power supply drawer 5 HU</div> <div>Dummy cover or service drawer 1 HU</div> <div>Dummy cover 5 HU</div> <div>Dummy cover 5 HU</div> <div>Dummy cover 5 HU</div> <div>Dummy cover 2 HU</div>	<div>Dummy cover 5 HU</div> <div>Dummy cover 2 HU</div> <div>Control panel drawer without operating unit 5 HU</div> <div>Dummy cover 2 HU</div> <div>Power supply drawer 5 HU</div> <div>Power supply drawer 5 HU</div> <div>Dummy cover or service drawer 1 HU</div> <div>Power supply drawer 5 HU</div> <div>Dummy cover 5 HU</div> <div>Dummy cover 5 HU</div> <div>Dummy cover 2 HU</div>

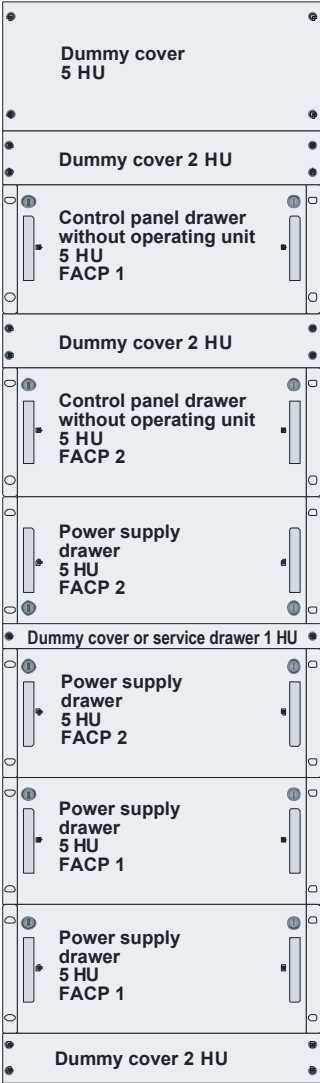
Configuration Scheme (Order Attachment)

Floor-type cabinet and rack-mounting
for Fire Alarm Control Panel FlexES Control
Material: FLEXES-RACK

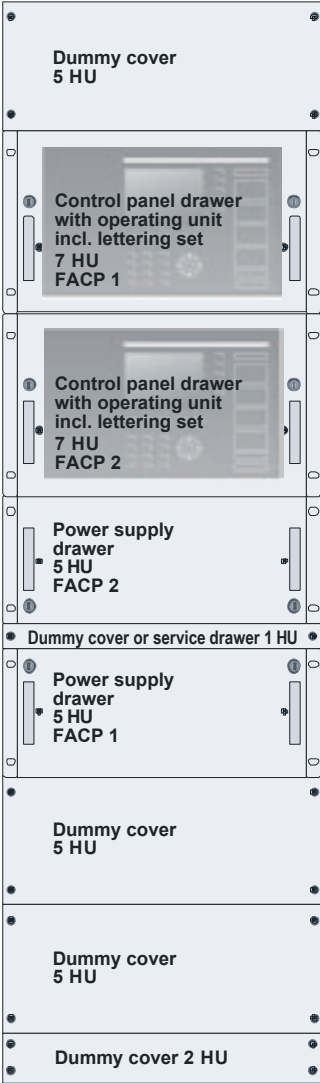
Configuration 7



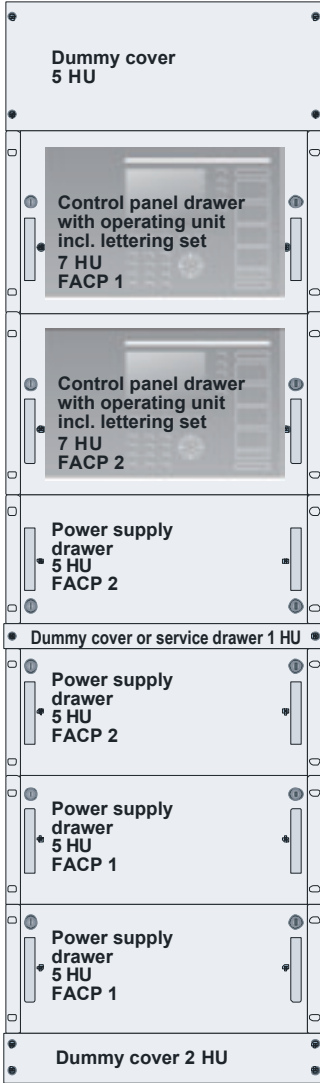
Configuration 8



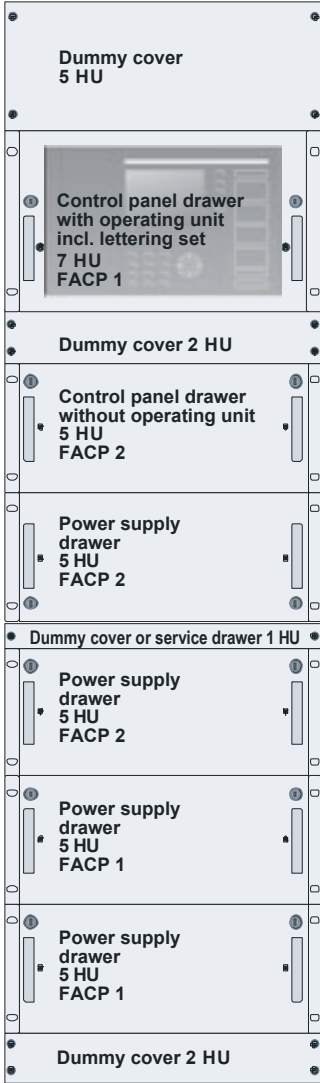
Configuration 9



Configuration 10



Configuration 11



Configuration Scheme (Order Attachment)

Floor-type cabinet and rack-mounting
for Fire Alarm Control Panel FlexES Control
Material: FLEXES-RACK

ESSER
by Honeywell

Selected Configuration:

Quantity	Part No.	Components for floor-type cabinet	Height units
	FX808324.19	Display and operating unit incl. lettering set for equipment in 19" rack	7 HU
	FX808430.10R	Heavy weight drawer with software release for 10 loops	5 or 7 HU
	FX808430.18R	Heavy weight drawer with software release for 18 loops	5 or 7 HU
	FX808431	Heavy weight drawer for power supply	5 or 7 HU
	FX808432	Expansion module carrier 1 for shouldered connection	---
	FX808433	Expansion module carrier 2 for shouldered connection	---
	FX808434	Mounting rail set for connecting terminals	---
	FX808435	Connection terminal for 4 module slots	---
	FX808436	Connection terminal for essernet modules	---
	FX808437	Connection terminal for UBext	---
	FX808438	Connection terminal for 230 V - 400 V power supply	---
	FX808439	Service drawer	1 HU
	FX808440	Dummy cover for 19" rack (for PSU drawer)	5 HU
	769166	Floor-type cabinet with installation	42 HU
	740059	Floor-type cabinet without installation	42 HU
	740066	Dummy cover for 19" rack	1 HU
	744030	Dummy cover for 19" rack	2 HU
	744028	Dummy cover for 19" rack	5 HU
	FX808455	Cable power supply cascading, 2 m	---
		Modules	
	FX808331	esserbuss module (ebM) - Module 1 ... 4 per FACP	---
	FX808332	esserbuss module (ebMGI) - Module 5 ... 18 per FACP	---
	FX808340	essernet module 62,5 kBd	---
	FX808341	essernet module 500 kBd	---
	FX808328.RE	Terminals-Control module 2 (redundancy)	---
		Service	
	FX808444	Assembly with cabinet provision	---
	FX808449	Certification set for rack assembling	---

1 HU = 1 Height Unit = 44,45 mm; 1 Inch = 25,4 mm

A separate order is required for each configuration, so that an order confirmation (OA No.) can be issued in order to guarantee the proof of CE conformity!

